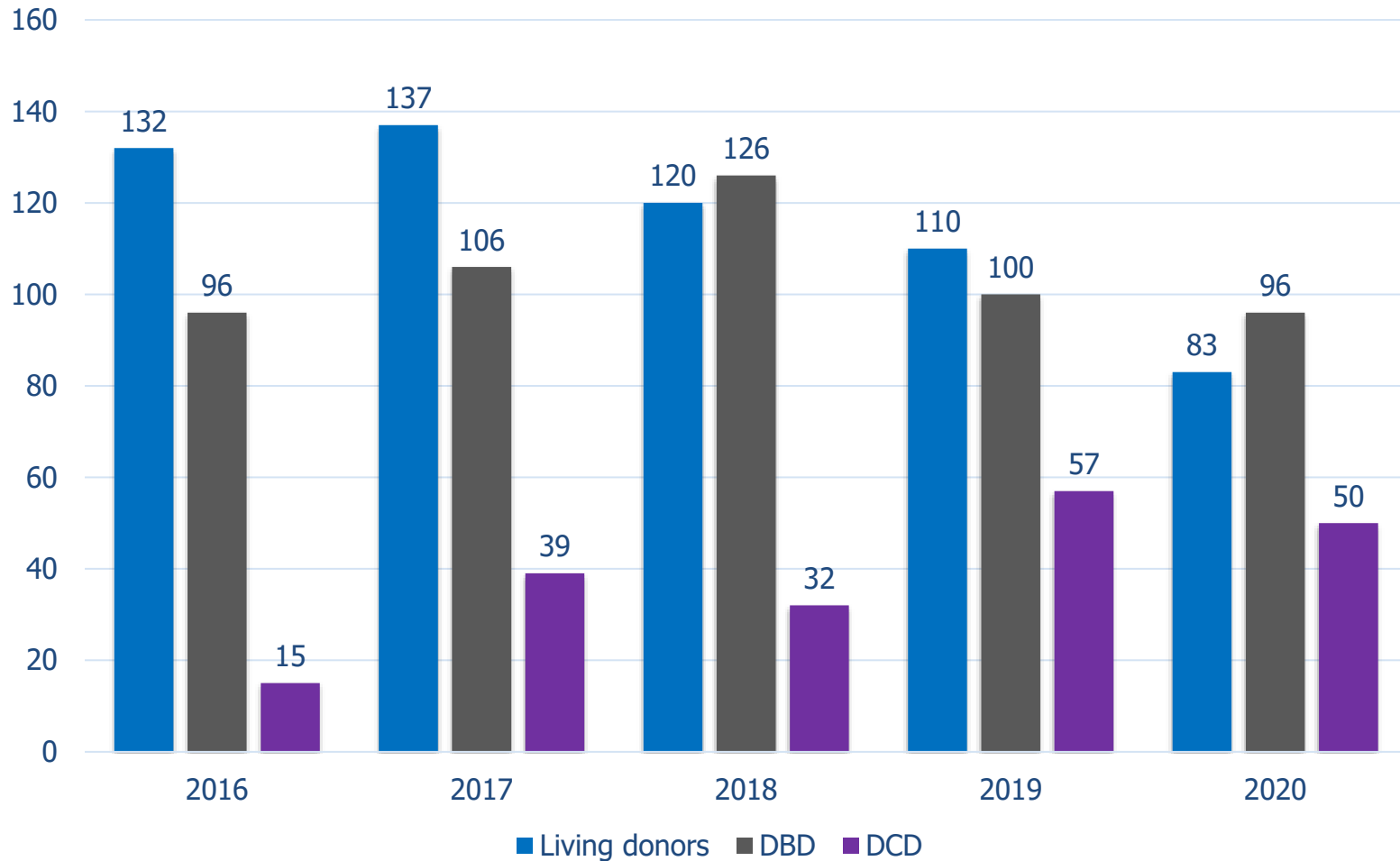


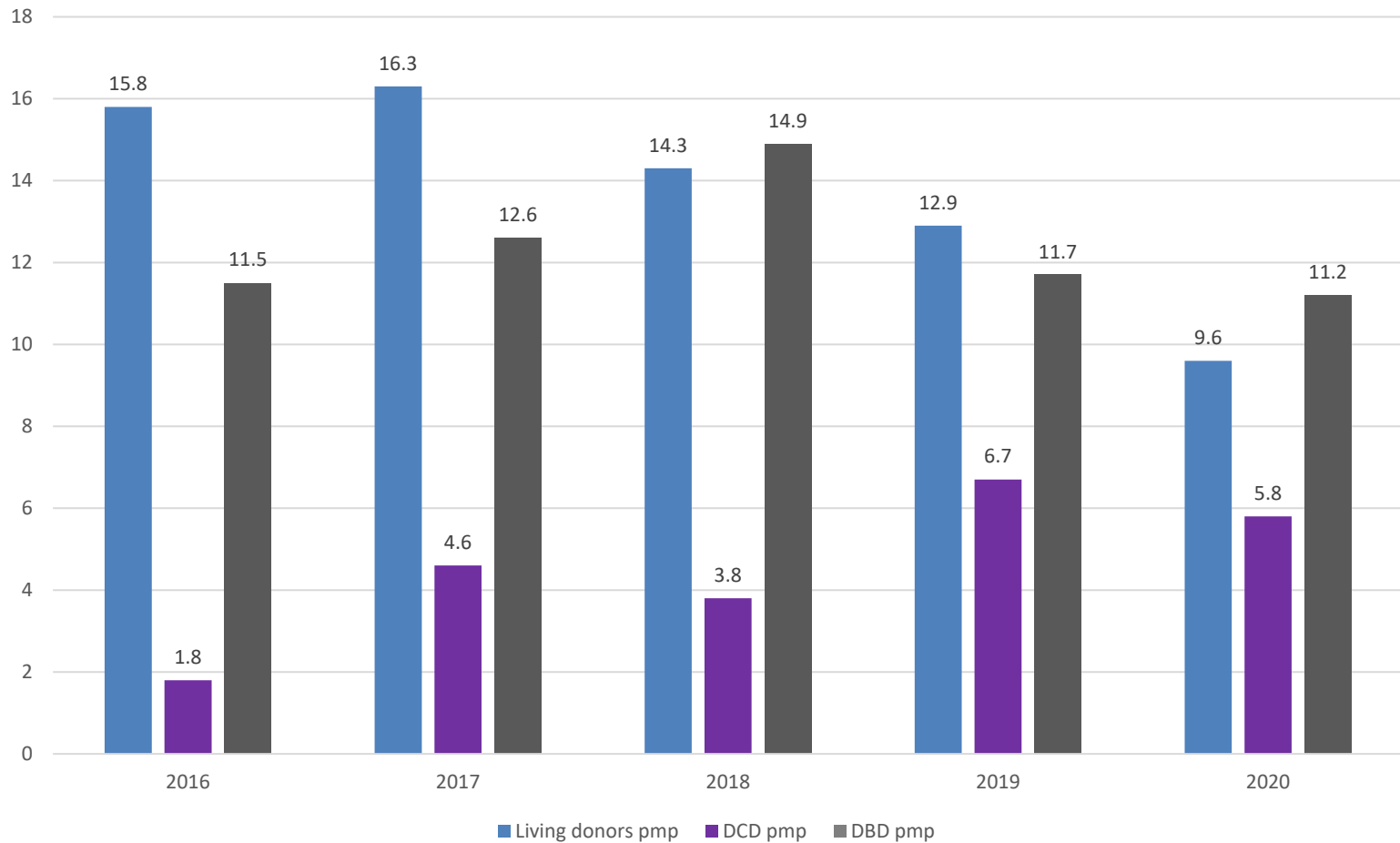
Swisstransplant Preliminary statistics 2020

Data Source: SOAS/Swisstransplant
database/BfS

ORGAN DONORS BY DONATION PATHWAY 2016–2020



DBD, DCD and Living donors PMP 2016–2020

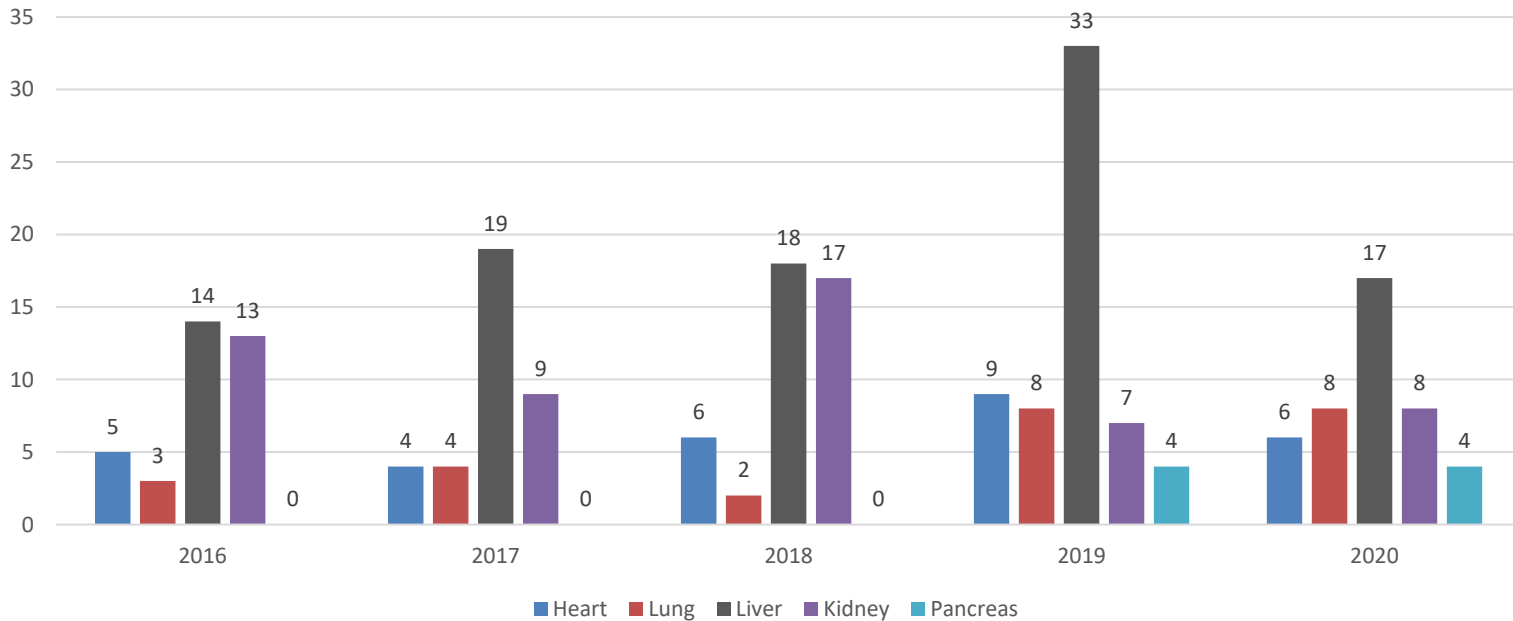


Source Population of Switzerland on 31.12.2019: Bundesamt für Statistik:
<http://www.bfs.admin.ch/bfs/portal/de/index/themen/01/02/blank/key/bevoelkerungsstand/02.html>

DONOR AGE AND ORGANS PER DONOR

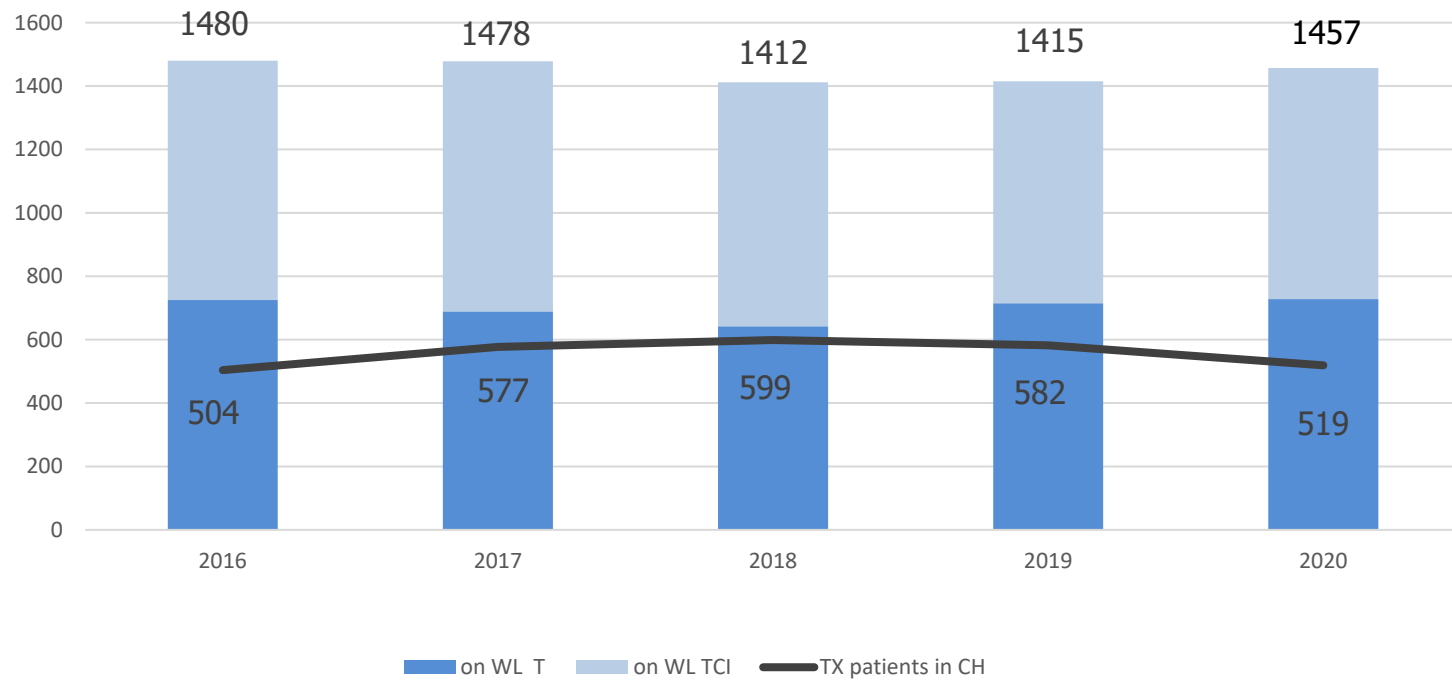
	2016	2017	2018	2019	2020
Mean age ± 1. SD	52 ± 18.0	55 ± 17.3	58 ± 17.6	57 ± 17.3	52 ± 18.3
≥ 60 years in %	39.6	40.7	50.6	51.6	39
Organs/donor					
DBD	3.5	3.3	3.3	3.2	3.4
DCD	2.2	2.1	2.1	2.2	2.1

ORGANS IMPORTED 2016-2020



	2016	2017	2018	2019	2020
Total Import	35	36	43	61	43
Total Export	10	8	16	6	13

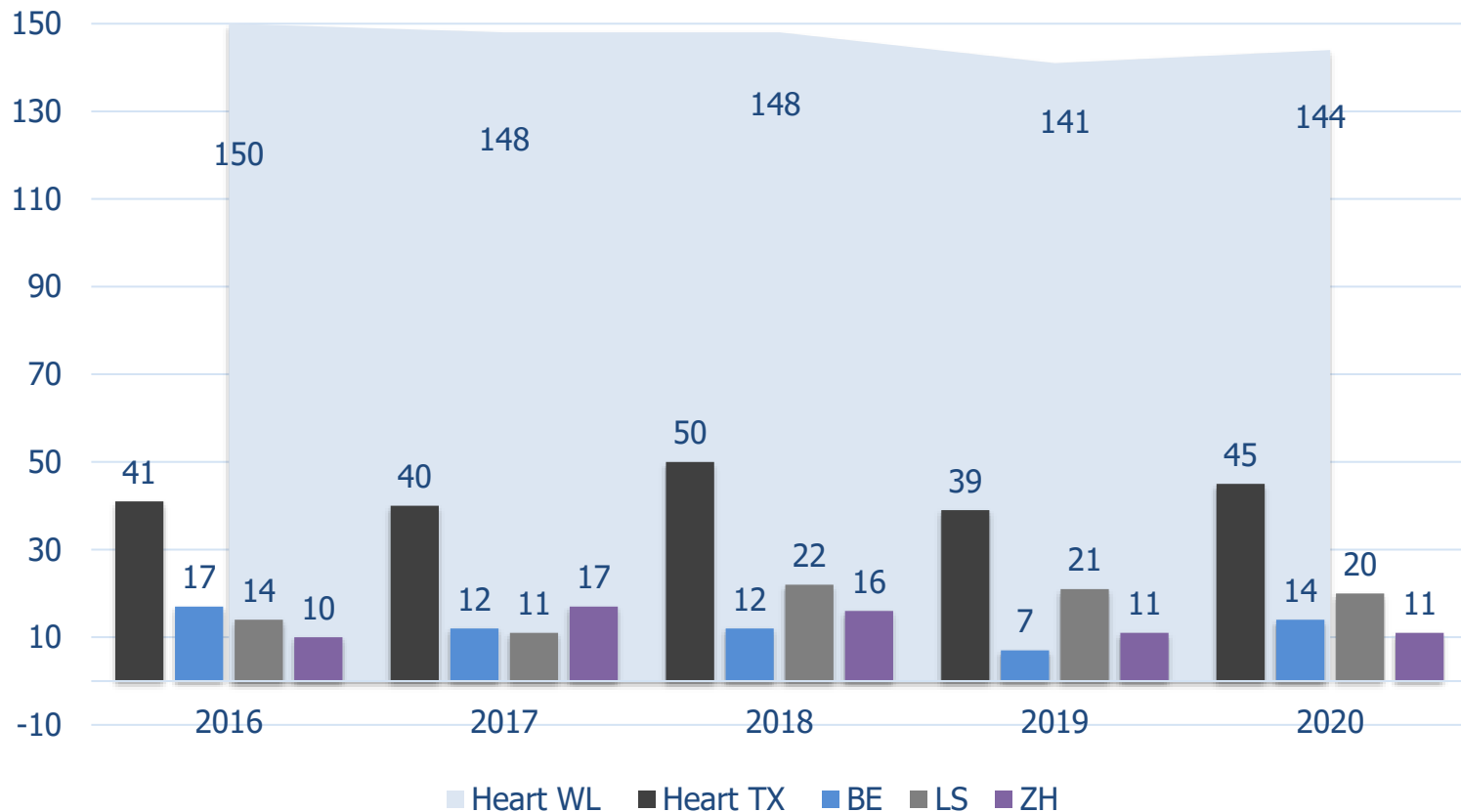
WAITING LIST AND TRANSPLANTATIONS 2016-2020



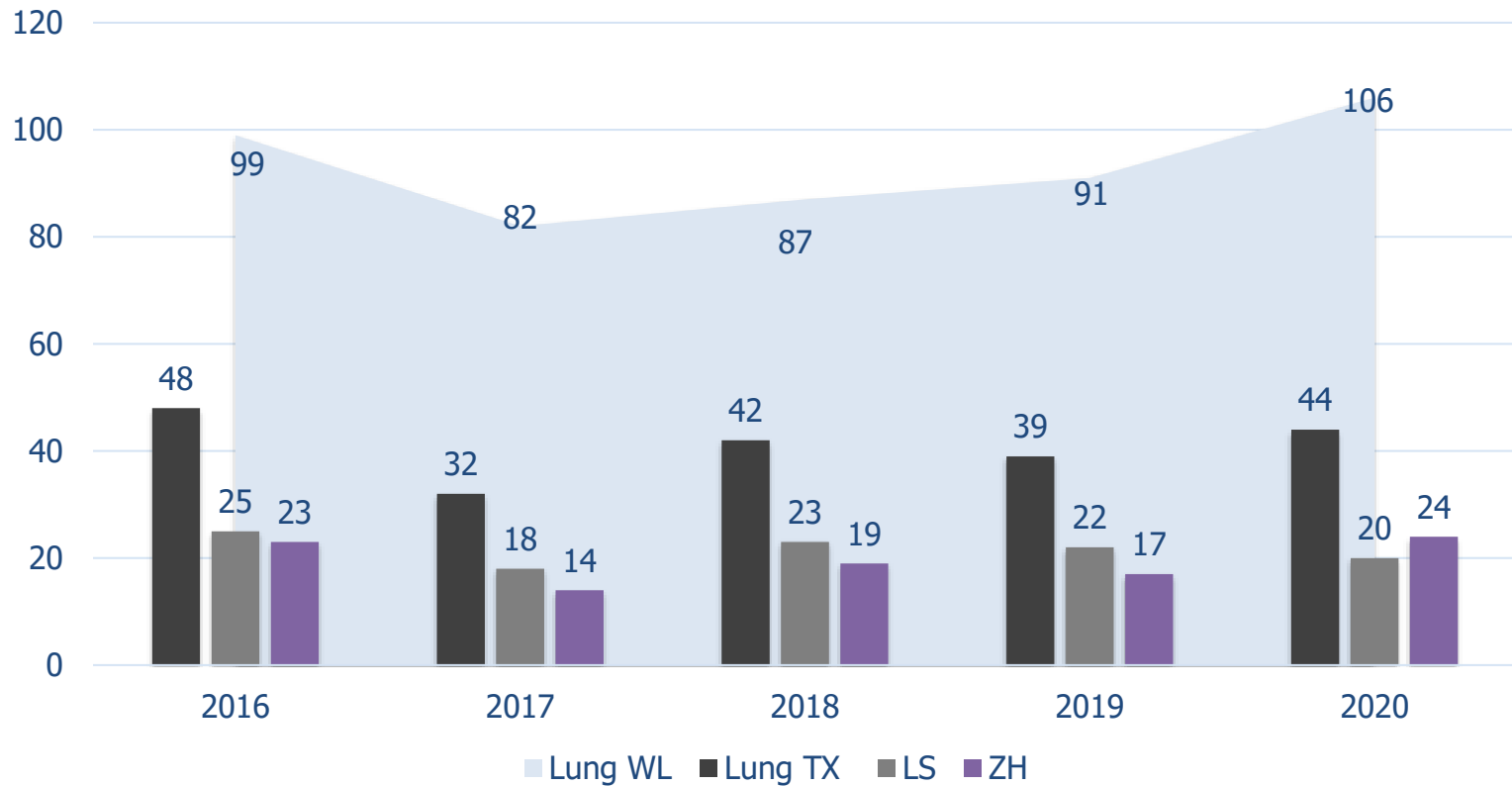
PARTITION OF DECEASED PATIENTS ON WL 2016-2020

	2016	2017	2018	2019	2020
Patients deceased on WL	74 (3.5%)	75 (3.3%)	68 (3.1%)	46 (2.1%)	72 (3.3%)
Patients deceased on WL by organ					
Heart	13	16	12	7 (5%)	10 (6.9%)
Lung	9	4	4	4 (4.4%)	4 (3.8%)
Liver	29	30	29	18 (4.2%)	39 (9.2%)
Kidney	26	26	25	18 (1.2%)	21 (1.5%)

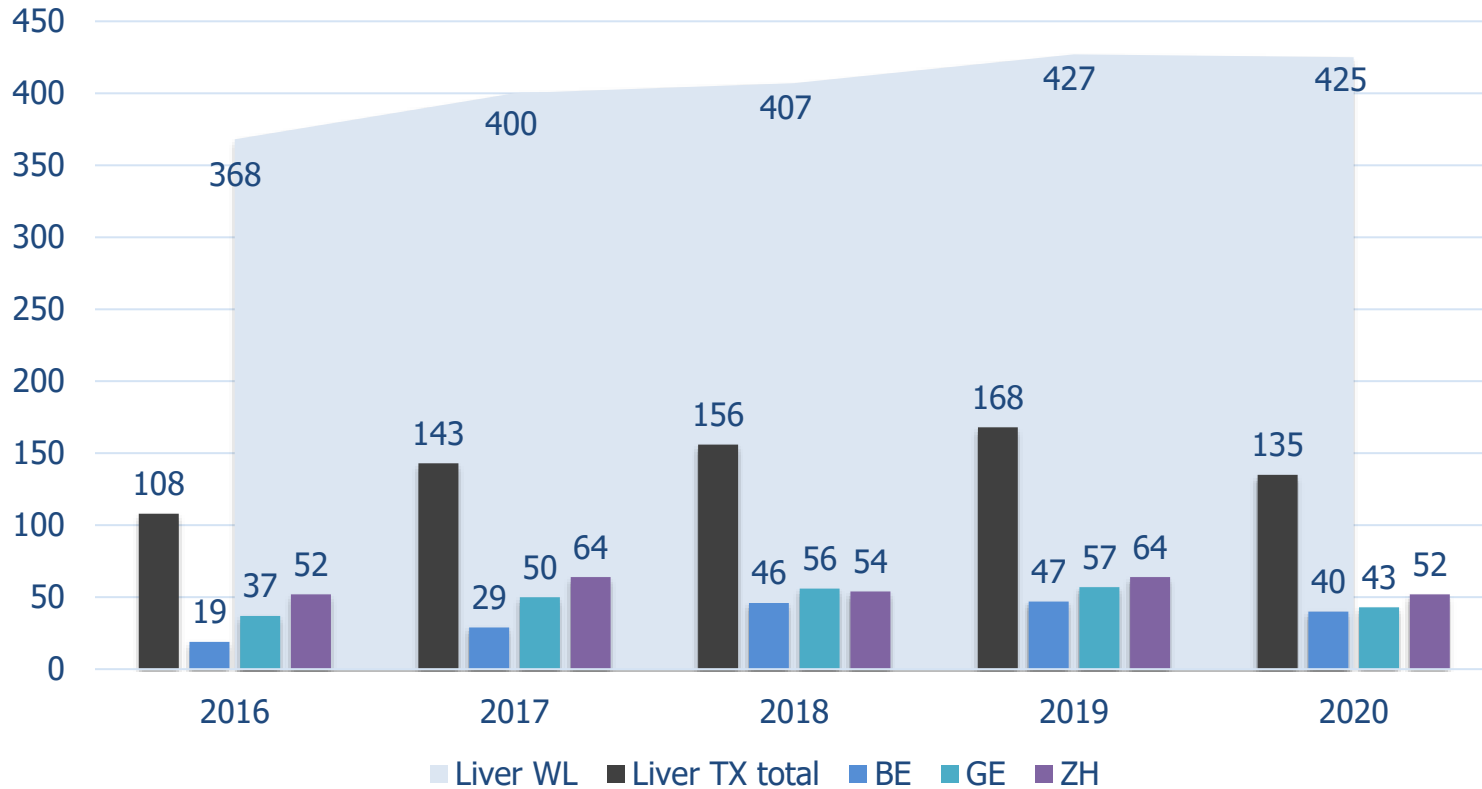
HEART WAITING LIST AND TX 2016-2020



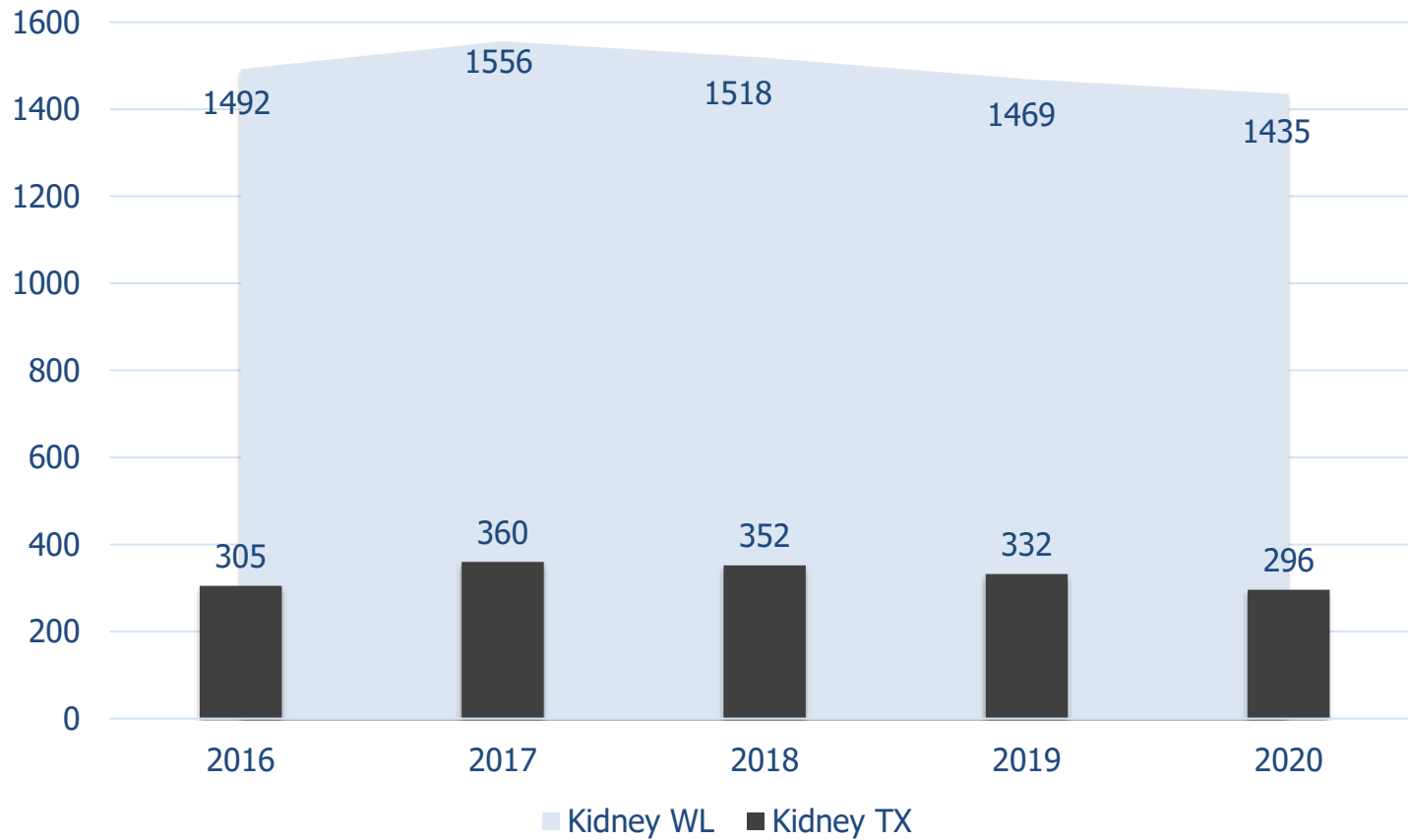
LUNG WAITING LIST AND TX 2016-2020



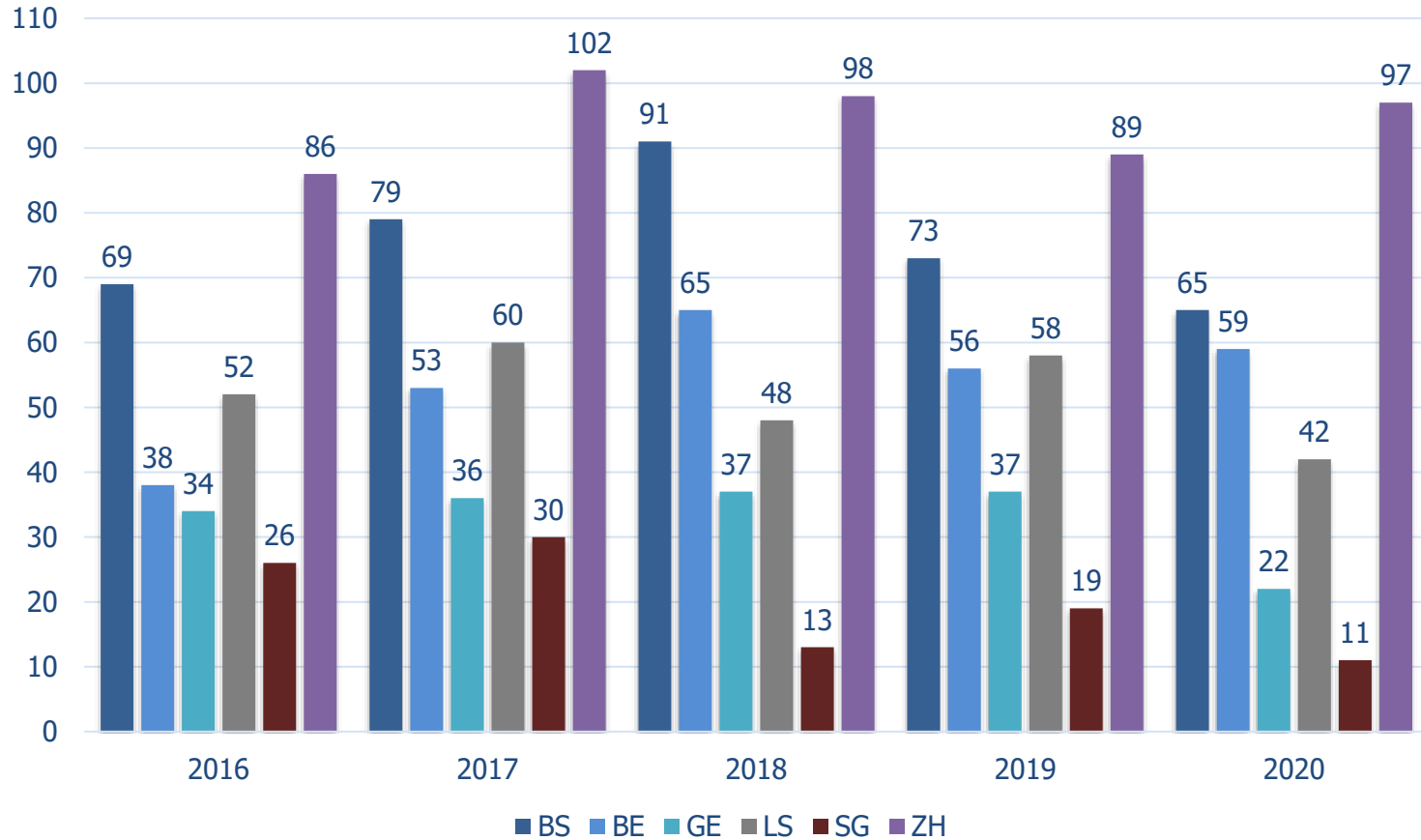
LIVER WAITING LIST AND TX 2016-2020



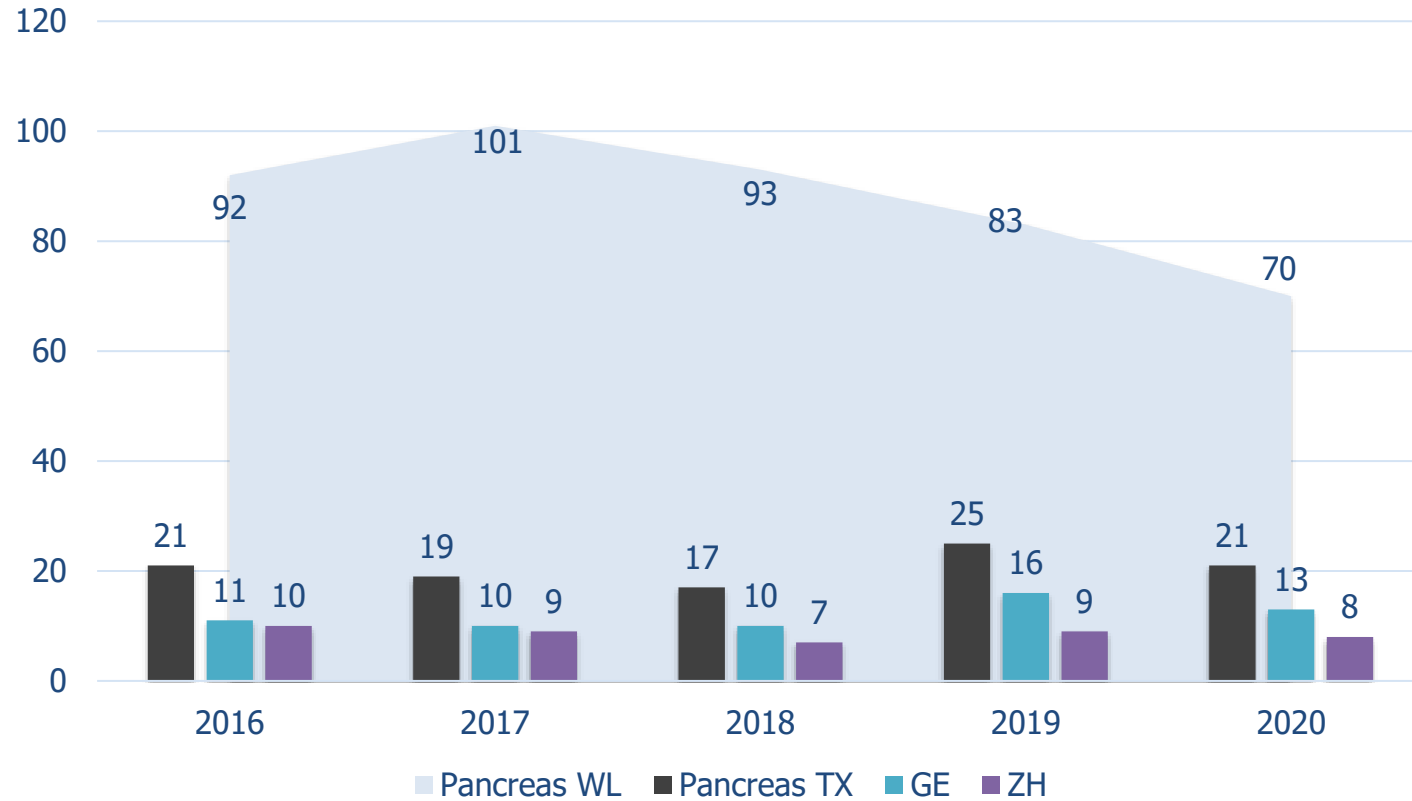
KIDNEY WAITING LIST AND TX 2016-2020



KIDNEY TX PER CENTER 2016-2020



PANCREAS WAITING LIST AND TX 2016-2020



PRELIMINARY STATISTICS ON OUR WEBSITE

The screenshot shows the website's navigation structure. At the top, there is a logo for 'swiss transplant' and a menu with 'ORGANSPENDE & TRANSPLANTATION', 'INFOS & MATERIAL', and 'SWISSTRANSPLANT'. Below this is a secondary menu with 'KAMPAGNEN', 'MINIDOKUS', 'FÜR INTERESSIERTE', 'FÜR FACHPERSONEN', 'FÜR SCHULEN', 'FÜR MEDIEN', 'FÜR BETROFFENE', and 'STATISTIKEN'. The 'STATISTIKEN' menu item is highlighted in red. Below the navigation, there is a list of links: '> Quartalszahlen', '> Jahreszahlen', '> Grafiken - Jahreszahlen 2016', '> Jahresberichte', and '> SwissPOD Reporting'. A red arrow points from the 'STATISTIKEN' menu item to a list of statistics: 'Quartalszahlen', 'Jahreszahlen', 'Grafiken des Jahresberichts', 'Swiss-POD Reporting', and 'Jahresbericht'. The 'Jahreszahlen' item is highlighted with a red box. To the right, there is a section titled 'STATISTIKEN' with a description: 'Swisstransplant erhebt unter anderem Zahlen zur Anzahl Organspender, den transplantierten Organspenden und zur Länge der Warteliste. Die einzelnen Statistiken finden Sie jeweils unter:'. Below this is a circular infographic titled 'Warteliste und Transplantationen | 2016' showing data for various organs: Niere (150), Herz (41), Lunge (99), Leber (368), Darm (1492), Pankreas (92), Darmstamm (1), and Darmstamm (0).

swiss transplant

ORGANSPENDE & TRANSPLANTATION

INFOS & MATERIAL

SWISSTRANSPLANT

HOME > INFOS & MATERIAL

KAMPAGNEN MINIDOKUS FÜR INTERESSIERTE FÜR FACHPERSONEN FÜR SCHULEN FÜR MEDIEN FÜR BETROFFENE **STATISTIKEN**

MATERIAL BESTELLEN

> Quartalszahlen
> Jahreszahlen
> Grafiken - Jahreszahlen 2016
> Jahresberichte
> SwissPOD Reporting

STATISTIKEN

Swisstransplant erhebt unter anderem Zahlen zur Anzahl Organspender, den transplantierten Organspenden und zur Länge der Warteliste.
Die einzelnen Statistiken finden Sie jeweils unter:

- Quartalszahlen
- **Jahreszahlen**
- Grafiken des Jahresberichts
- Swiss-POD Reporting
- Jahresbericht

Warteliste und Transplantationen | 2016

Warteliste	Transplantationen
Niere: 150	Herz: 41
Lunge: 99	Lunge: 48
Leber: 368	Leber: 96
Darm: 1492	Darm: 185
Pankreas: 92	Pankreas: 21
Darmstamm: 1	Darmstamm: 0